

SAPV060T12 – SAPV060T12R



				SAPV060T12	SAPV060T12R
Standards					
Applicable Standards				IEC 61643-31 / EN 50536-11	
Technical data					
Maximum continuous operating voltage	(DC+) - PE, (DC-) - PE	U _{cPV}	V	600	
	(DC+) - (DC-)	U _{cPV}	V	-	
Nominal discharge current (8/20 μs)		I _n	kA	20	
Impulse Discharge Current (10/350 μs)		I _{imp}	kA	6,25	
Total discharge current (10/350 μs)		I _{tot}	kA	12,5	
Total discharge current (8/20 μs)		I _{tot}	kA	40	
Maximum discharge current (8/20 μs)		I _{max}	kA	40	
Voltage protection level	(DC+) - PE, (DC-) - PE	U _p	kV	2,2	
	(DC+) - (DC-)	U _p	kV	2,2	
Response time		t _A	ns	< 25	
Short-circuit current rating		I _{scpv}	kA	10	
Number of ports		Nr		1	
Functional data					
IEC/EN category	Type / Class			1+2 / I+II	
Protective elements				High energy MOV	
Mechanical characteristics					
Terminal screw torque		M _{max}	Nm	4,5	
Conductor cross section (max)		Solid, Stranded	mm ²	35	
			AWG	2	
		Flexible	mm ²	25	
			AWG	4	
Mounting				35 mm DIN rail, EN 60715	
Degree of protection				IP20 (built-in)	
Housing material				Thermoplastic Extinguishing Degree UL 94 V-0	
Thermal Protection				Yes	
Operating State / Fault Indication				Green ok / Red defect	
Remote Contacts	Switching capacity	AC	V	-	250 / 125
			A	-	0,5 / 0,2
		DC	V	-	250 / 75
			A	-	0,1 / 0,5
	Conductor cross section (max)		mm ²	-	1,5
			AWG	-	16
Dimensions (W-D-H)			mm	54 x 81 x 90	54 x 81 x 96
Weight			g	44	44,7
Ambient conditions					
Permissible operating humidity			%HR	5 ÷ 95	
Operating temperature		T _a	°C	-40 ÷ +70	
Atmospheric pressure and altitude			k Pa	80 ÷ 106	
			m	-500 / 2000	
Installation				Indoor	

**Description**

Surge Protective Device (SPD) for PV applications, DC side, T1+2/ Class I+II (IEC 61643-31), of the voltage limiting type with metal oxide varistor technology (MOV) associated with a thermal disconnection device (overtemperature).

Characteristics

- It allows replacement of plugs with the system powered on.
- Local indicator of the operating status conditions.
- Remote signaling of the operating conditions (SAPVxxxR version).
- Internal switch to disconnect the SDP at the end of its lifetime.
- Fixing on DIN rail.

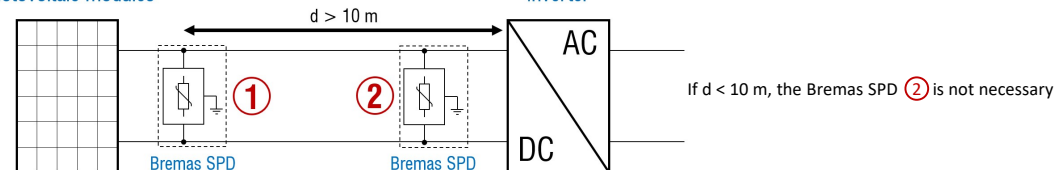
Application

Suitable for protection against low-intensity direct lightning strikes and induced overvoltages. Typically installed inside string boxes and/or combiner boxes and/or inverter for PV applications.

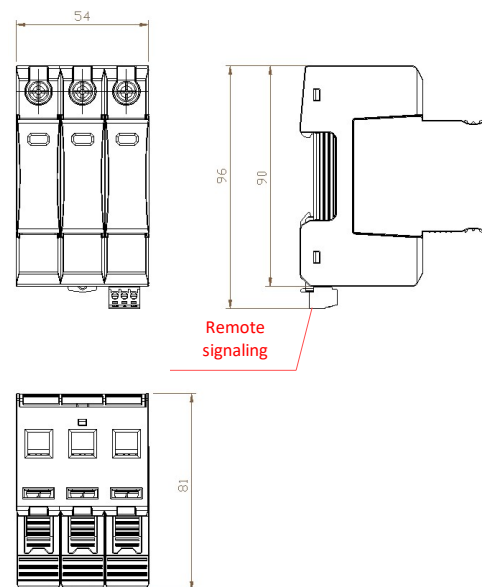
Mounting tips

Photovoltaic modules

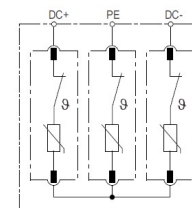
Inverter

**Dimensions**

Dimensions in mm

**Electrical circuit**

SAPV060T12



SAPV060T12R

